

SANYO	No.4581	2SC4861
		NPN Epitaxial Planar Silicon Transistor UHF Converter, Local Oscillator Applications

Features

- High cutoff frequency : $f_T = 6.5\text{GHz typ.}$
- High gain : $|S_{21e}|^2 = 11.5\text{dB typ. (} f = 1\text{GHz)}$
- Small Cob : $NF = 0.65\text{pF typ.}$

Absolute Maximum Ratings at $T_a = 25^\circ\text{C}$

			unit
Collector to Base Voltage	V_{CB0}	20	V
Collector to Emitter Voltage	V_{CE0}	10	V
Emitter to Base Voltage	V_{EB0}	2	V
Collector Current	I_C	30	mA
Collector Dissipation	P_C	200	mW
Junction Temperature	T_j	150	$^\circ\text{C}$
Storage Temperature	T_{stg}	-55 to +150	$^\circ\text{C}$

Electrical Characteristics at $T_a = 25^\circ\text{C}$

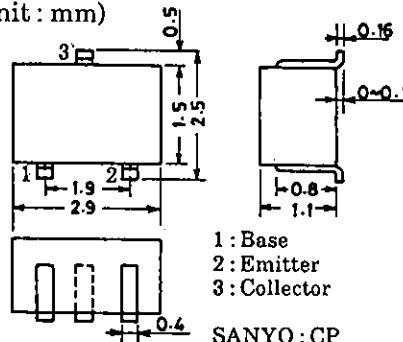
			min	typ	max	unit
Collector Cutoff Current	I_{CBO}	$V_{CB} = 10\text{V}, I_E = 0$			1.0	μA
Emitter Cutoff Current	I_{EBO}	$V_{EB} = 1\text{V}, I_C = 0$			10	μA
DC Current Gain	h_{FE}	$V_{CE} = 5\text{V}, I_C = 5\text{mA}$	60*		270*	
Gain-Bandwidth Product	f_T	$V_{CE} = 5\text{V}, I_C = 5\text{mA}$		6.5		GHz
Output Capacitance	Cob	$V_{CB} = 10\text{V}, f = 1\text{MHz}$		0.65	1.1	pF
Forward Transfer Gain	$ S_{21e} ^2$	$V_{CE} = 5\text{V}, I_C = 5\text{mA}, f = 1\text{GHz}$	8	11.5		dB
Noise Figure	NF	$V_{CE} = 5\text{V}, I_C = 5\text{mA}, f = 1\text{GHz}$		2.2	4.0	dB

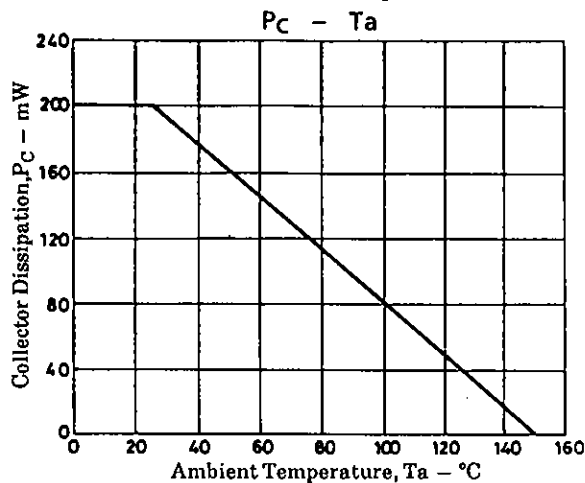
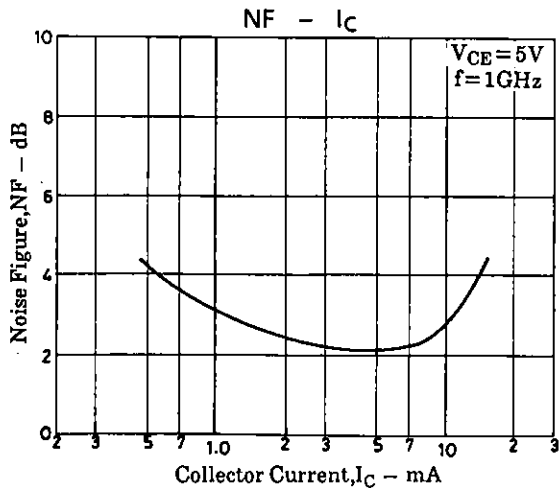
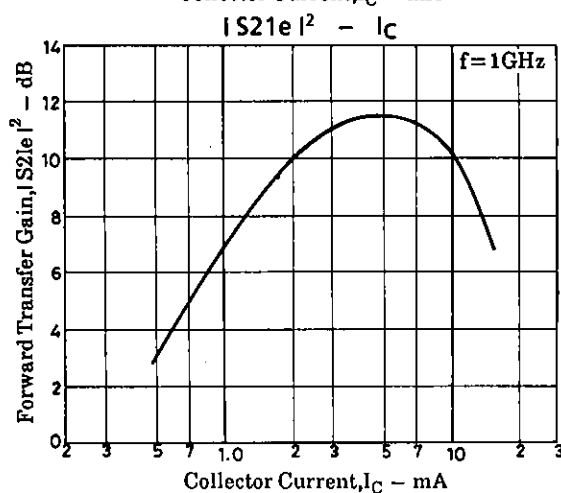
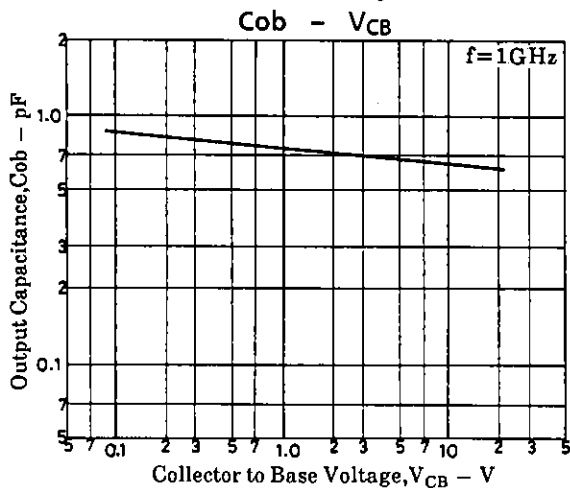
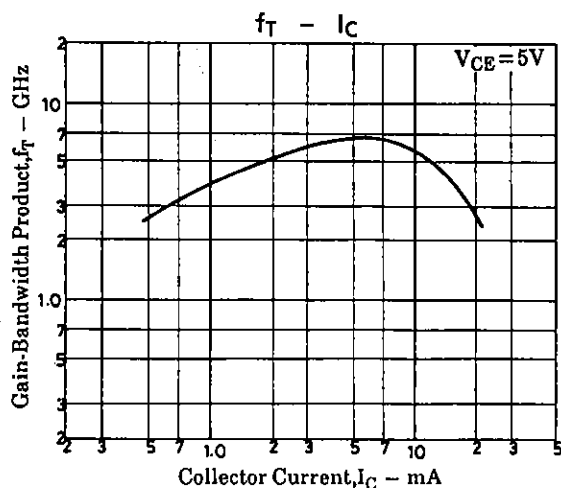
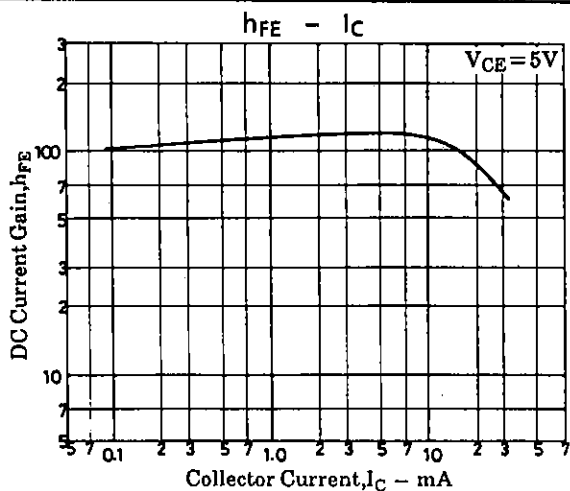
* : The 2SC4861 is classified by 5mA h_{FE} as follows :

60	3	120	90	4	180	135	5	270
----	---	-----	----	---	-----	-----	---	-----

Marking : EN
 h_{FE} rank : 3, 4, 5

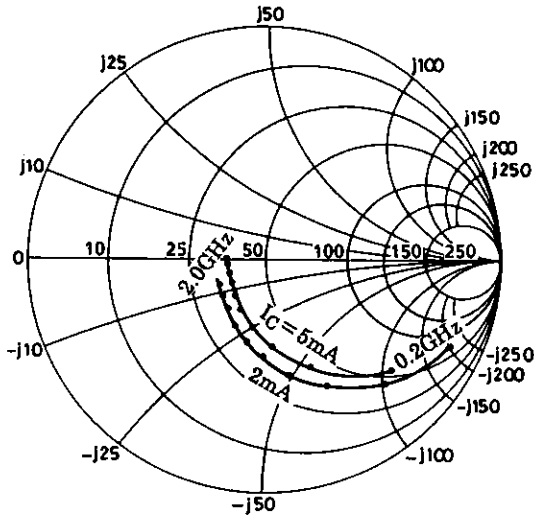
Package Dimensions 2018B
(unit : mm)



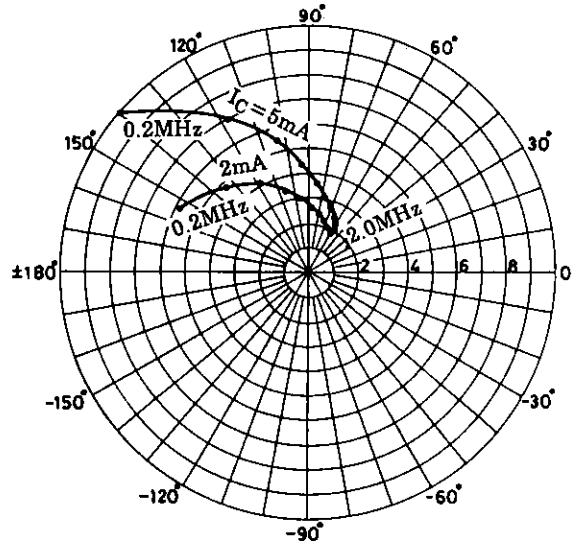


S Parameter

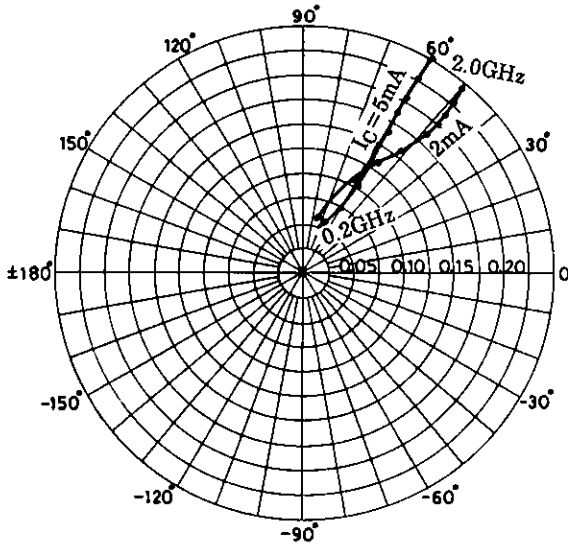
S11e: $V_{CE} = 5V$
 $f = 200 \sim 2000MHz$ (200MHz step)



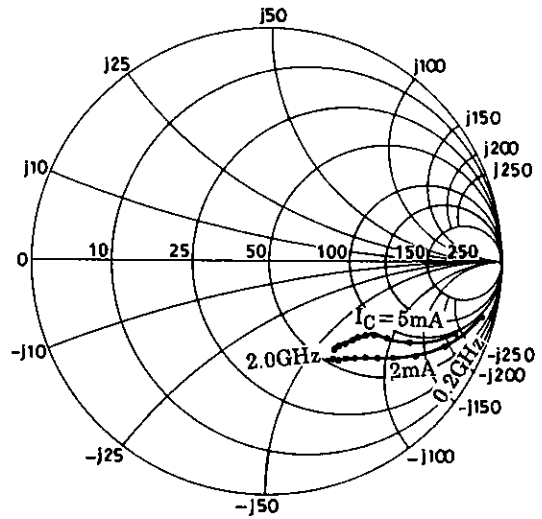
S21e: $V_{CE} = 5V$
 $f = 200 \sim 2000MHz$ (200MHz step)



S12e: $V_{CE} = 5V$
 $f = 200 \sim 2000MHz$ (200MHz step)



S22e: $V_{CE} = 5V$
 $f = 200 \sim 2000MHz$ (200MHz step)



S Parameter (Common emitter)

 $V_{CE}=5V, I_C=2mA, Z_O=50\Omega$

Freq (MHz)	$ S_{11} $	$\angle S_{11}$	$ S_{21} $	$\angle S_{21}$	$ S_{12} $	$\angle S_{12}$	$ S_{22} $	$\angle S_{22}$
200	0.868	-25.9	5.790	153.2	0.048	73.9	0.944	-14.5
400	0.737	-46.6	4.868	133.9	0.084	62.5	0.839	-25.6
600	0.604	-64.1	4.170	118.7	0.107	55.8	0.747	-32.6
800	0.503	-78.5	3.570	106.4	0.125	52.0	0.672	-37.6
1000	0.420	-91.5	3.117	96.2	0.138	49.9	0.622	-41.5
1200	0.367	-103.8	2.731	87.6	0.151	48.8	0.583	-44.9
1400	0.312	-115.4	2.457	79.9	0.161	48.6	0.553	-48.0
1600	0.272	-128.6	2.232	72.5	0.170	48.9	0.534	-51.1
1800	0.254	-140.6	2.042	67.0	0.182	49.4	0.516	-54.5
2000	0.232	-150.6	1.906	61.5	0.196	50.2	0.511	-57.2

 $V_{CE}=5V, I_C=5mA, Z_O=50\Omega$

Freq (MHz)	$ S_{11} $	$\angle S_{11}$	$ S_{21} $	$\angle S_{21}$	$ S_{12} $	$\angle S_{12}$	$ S_{22} $	$\angle S_{22}$
200	0.714	-41.8	10.073	140.4	0.042	68.2	0.858	-20.7
400	0.508	-67.9	7.241	118.0	0.066	60.2	0.693	-29.6
600	0.378	-86.7	5.499	104.1	0.084	58.5	0.603	-32.7
800	0.294	-101.5	4.414	93.7	0.100	58.9	0.550	-34.8
1000	0.245	-116.0	3.675	85.5	0.116	59.3	0.522	-37.5
1200	0.211	-130.0	3.167	78.3	0.132	59.6	0.503	-40.3
1400	0.185	-145.8	2.783	72.2	0.148	59.8	0.488	-43.2
1600	0.173	-158.5	2.481	66.2	0.164	59.8	0.479	-46.7
1800	0.180	-172.1	2.252	61.8	0.181	59.8	0.472	-50.3
2000	0.174	178.9	2.098	57.1	0.201	59.4	0.468	-53.3

■ No products described or contained herein are intended for use in surgical implants, life-support systems, aerospace equipment, nuclear power control systems, vehicles, disaster/crime-prevention equipment and the like, the failure of which may directly or indirectly cause injury, death or property loss.

■ Anyone purchasing any products described or contained herein for an above-mentioned use shall:

- ① Accept full responsibility and indemnify and defend SANYO ELECTRIC CO., LTD., its affiliates, subsidiaries and distributors and all their officers and employees, jointly and severally, against any and all claims and litigation and all damages, cost and expenses associated with such use;
- ② Not impose any responsibility for any fault or negligence which may be cited in any such claim or litigation on SANYO ELECTRIC CO., LTD., its affiliates, subsidiaries and distributors or any of their officers and employees jointly or severally.

■ Information (including circuit diagrams and circuit parameters) herein is for example only; it is not guaranteed for volume production. SANYO believes information herein is accurate and reliable, but no guarantees are made or implied regarding its use or any infringements of intellectual property rights or other rights of third parties.